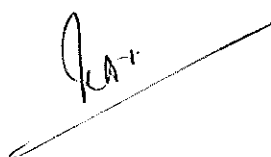


KSK Energy Ventures Limited
Unaudited Consolidated Financial Results for the period ended June 30, 2010
(All amounts in Indian Rupees million, except share data and where otherwise stated)

S.No	Particulars	3 months	3 months	Year ended
		30-Jun-10	30-Jun-09	31-Mar-10
		Unaudited	Unaudited	Audited
1	a Net sales/Income from operations	2,301.35	1,085.51	4,534.05
	b Other operating income	127.61	45.42	490.50
	Total income	2,428.96	1,130.93	5,024.55
2	Expenditure			
	a (Increase)/decrease in stock in trade and work in progress	-	-	-
	b Consumption of raw materials	523.99	285.35	1,209.00
	c Purchase of traded goods	-	-	-
	d Employees cost	56.07	27.98	119.98
	e Depreciation	203.99	61.26	259.73
	f Other expenditure	247.13	163.77	636.77
	Total expenditure	1,031.18	538.36	2,225.48
3	Profit from operation before other income, interest and exceptional items (1-2)	1,397.78	592.57	2,799.07
4	Other income	62.49	333.27	635.97
5	Profit before interest and exceptional items (3+4)	1,460.27	925.84	3,435.04
6	Interest	421.18	264.80	1,246.38
7	Profit after interest but before exceptional items (5-6)	1,039.09	661.04	2,188.66
8	Exceptional items	-	-	-
9	Profit from ordinary activities before tax (7+8)	1,039.09	661.04	2,188.66
10	Tax expense	72.96	145.36	275.95
11	Net Profit from ordinary activities after tax (9-10)	966.13	515.68	1,912.71
12	Extraordinary Items	-	-	-
13	Net Profit for the period (11-12)	966.13	515.68	1,912.71
14	Minority interest *	158.11	36.64	161.64
15	Shares of associates	-	-	-
16	Other related items	-	-	-
17	Consolidated Net Profit for the period (13-(14 to 16))	808.02	479.04	1,751.07
18	Face Value (in Rs.)	10.00	10.00	10.00
19	Paid-up equity share capital	3,726.30	3,461.05	3,726.30
20	Reserves excluding revaluation reserves as per balance sheet of previous accounting year	-	-	22,894.08
21	Earnings Per Share (EPS)			
	a Before extraordinary items for the period, for the year to date and for the previous year/period (non annualized)			
	- Basic	2.17	1.38	4.92
	- Diluted	2.17	1.38	4.92
	b After extraordinary items for the period, for the year to date and for the previous year/period (non annualized)			
	- Basic	2.17	1.38	4.92
	- Diluted	2.17	1.38	4.92
22	Public shareholding			
	- Number of shares	176,123,868	154,882,709	176,123,868
	- Percentage of shareholding	47.27%	44.75%	47.27%
23	a Pledged/Encumbered			
	- Number of shares	52,000,000	52,000,000	52,000,000
	- Percentage of shares (as a % of total shareholding of the Promoter and Promoter group)	26.46%	27.19%	26.46%
	Percentage of shares (as a % of total Share capital of the Company)	13.95%	15.02%	13.95%
	b Non-encumbered			
	- Number of shares	144,506,586	139,222,031	144,506,586
	- Percentage of shares (as a % of total shareholding of the Promoter and Promoter group)	73.54%	72.81%	73.54%
	- Percentage of shares (as a % of total Share capital of the Company)	38.78%	40.23%	38.78%

* Represents share of shareholders at various power plant companies who consume power. However, although the company has classified this amount separately, the consumer shareholding does not carry any economic entitlement to profits and this amount belongs exclusively to KSK.




Segment wise revenue, results and capital employed under clause 41 of the Listing agreement
(All amounts in Indian Rupees million, except share data and where otherwise stated)

Particulars	3 months ended	3 months ended	Year ended
	30-Jun-10	30-Jun-09	31-Mar-10
	Unaudited	Unaudited	Audited
1. Segment revenue			
(a) Project development	564.05	420.58	2,120.95
(b) Power generation	1,911.01	713.40	2,929.31
(c) Unallocated	-	-	-
Total	2,475.06	1,133.98	5,050.26
Less: Inter segment revenue	46.10	3.05	25.71
Net sales/income from operations	2,428.96	1,130.93	5,024.55
2. Segment results profit before tax and interest			
(a) Project development	486.72	331.15	1,822.22
(b) Power generation	911.06	261.42	976.85
(c) Unallocated	-	-	-
Total	1,397.78	592.57	2,799.07
Less: i) Interest	421.18	264.80	1,246.38
Add : ii) Other un-allocable income net off un-allocable expenditure	62.49	333.27	635.97
Total Profit before tax	1,039.09	661.04	2,188.66
3. Capital employed (Segment assets - Segment liabilities)			
(a) Project development	687.46	704.29	1,774.70
(b) Power generation	78,893.56	46,749.19	73,617.98
(c) Unallocated	5,388.27	14,038.50	6,687.09
Total	84,969.29	61,491.98	82,079.77

Stand-alone information

(All amounts in Indian Rupees million, except share data and where otherwise stated)

Particulars	3 months ended	3 months ended	Year ended
	30-Jun-10	30-Jun-09	10-Jan-00
	Unaudited	Unaudited	Audited
Turnover	615.94	422.79	2,145.01
Profit before tax	357.36	489.10	1,555.11
Profit after tax	286.62	371.14	1,270.49

Handwritten signature



Notes:

- 1 The above results have been reviewed by the Audit Committee and approved by the Board of Directors at its meeting held on August 7, 2010
- 2 The above results for the period ended June 30, 2010 have been subjected to "limited review" by the statutory auditors of the company, as per the listing agreement entered in to with the stock exchanges in India.
- 3 The particulars of the proceeds raised from the Public issue and its actual utilisation upto June 30, 2010 for the stated purposes in prospectus are given below:

Funds received upto June 30, 2010

SI No	Particulars	Rs. in Million
1	Equity Share Capital	346.11
2	Share Premium	7,960.53
3	Interest on Liquid Funds	737.20
	Total	9,043.84


Actual utilisation upto June 30, 2010


SI No	Particulars	Rs. in Million
1	IPO Expenses (Including service tax)	544.42
2	Investments/Advances - KSK Mahanadi Power Company Limited	8,499.42
	Total	9,043.84

- 4 The segment report of KSK Energy Ventures Limited and its subsidiaries has been prepared in accordance with the AS 17 "Segment Reporting" issued by the Institute of Chartered Accountant of India and notified by Companies (Accounting Standard) Rules, 2006.
- 5 The company has no reportable geographical segments referred to in AS 17 "Segment Reporting".
- 6 There were no investor complaints pending for at the beginning of the quarter. The company has not received any investor complaints during the quarter ended June 30, 2010
- 7 The Pledge of shares by the Promoter entity i.e, KSK Energy Limited, Mauritius is offered as collateral with respect to the corporate debt facility availed by the Company from a reputed financial institution in India.
- 8 There are no exceptional /extra-ordinary items during the period ended June 30, 2010.
- 9 Standalone Financial results of the Company for the quarter ended June 30, 2010, 'as per clause 41 of the Listing agreement', are available on the Company's website www.ksk.co.in .
- 10 Figures for the previous period/year have been regrouped and reclassified to confirm to the classification of the current period, wherever necessary.

Date: August 7, 2010
Place: Hyderabad

For KSK Energy Ventures Limited



K. A. Sastry
Whole time Director



KSK Energy Ventures Limited
Un-audited Standalone Financial Results for the period ended June 30, 2010
(All amount in Indian Rupees million, except share data and where otherwise stated)

S.No	Particulars	3 months	3 months	Year ended
		30-Jun-10	30-Jun-09	31-Mar-10
		Unaudited	Unaudited	Audited
1 a	Net sales/Income from operations	486.77	375.16	1,637.71
b	Other operating income	129.17	47.63	507.30
	Total income	615.94	422.79	2,145.01
2	Expenditure			
a	Employees cost	26.72	17.36	77.20
b	Depreciation	19.87	2.40	13.84
c	Other expenditure	19.32	66.40	186.14
	Total expenditure	65.91	86.16	277.18
3	Profit from operation before other income, interest and exceptional items (1-2)	550.03	336.63	1,867.83
4	Other income	8.26	330.75	613.70
5	Profit before interest and exceptional items (3+4)	558.29	667.38	2,481.53
6	Interest	200.93	178.28	926.42
7	Profit after interest but before exceptional items (5-6)	357.36	489.10	1,555.11
8	Exceptional items	-	-	-
9	Profit from ordinary activities before tax (7+8)	357.36	489.10	1,555.11
10	Tax expense	70.74	117.96	284.62
11	Net Profit from ordinary activities after tax (9-10)	286.62	371.14	1,270.49
12	Extraordinary Items	-	-	-
13	Net Profit for the period (11-12)	286.62	371.14	1,270.49
14	Face Value (in Rs.)	10.00	10.00	10.00
15	Paid-up equity share capital	3,726.30	3,461.05	3,726.30
16	Reserves excluding revaluation reserves as per balance sheet of previous accounting year	-	-	22,074.18
17	Earnings Per Share (EPS)			
a	Before extraordinary items for the period, for the year to date and for the previous year/period (non annualized)			
	- Basic	0.77	1.07	3.57
	- Diluted	0.77	1.07	3.57
b	After extraordinary items for the period, for the year to date and for the previous year/period (non annualized)			
	- Basic	0.77	1.07	3.57
	- Diluted	0.77	1.07	3.57
18	Public shareholding			
	- Number of shares	176,123,868	154,882,709	176,123,868
	- Percentage of shareholding	47.27%	44.75%	47.27%
19 a	Pledged/Encumbered			
	- Number of shares	52,000,000	52,000,000	52,000,000
	- Percentage of shares (as a % of total shareholding of the Promoter and Promoter group)	26.46%	27.19%	26.46%
	Percentage of shares (as a % of total Share capital of the Company)	13.95%	15.02%	13.95%
b	Non-encumbered			
	- Number of shares	144,506,586	139,222,031	144,506,586
	- Percentage of shares (as a % of total shareholding of the Promoter and Promoter group)	73.54%	72.81%	73.54%
	- Percentage of shares (as a % of total Share capital of the Company)	38.78%	40.23%	38.78%

Kor



Notes:

- 1 The above results have been reviewed by the Audit Committee and approved by the Board of Directors at its meeting held on August 07, 2010.
- 2 The above results for the quarter ended June 30, 2010 have been subjected to "limited review" by the statutory auditors of the Company, as per the listing agreement entered in to with the stock exchanges in India.
- 3 The particulars of proceeds raised from the Public issue and its actual utilisation upto June 30, 2010 for the stated purposes in prospectus are given below:

Funds received upto June 30, 2010 :

Sl No	Particulars	Rs. in Million
1	Equity share capital	346.11
2	Securities premium	7,960.53
3	Interest on liquid funds	737.20
	Total	9,043.84

Actual utilisation upto June 30, 2010 :


Sl No	Particulars	Rs. in Million
1	IPO expenses(Including service tax)	544.42
2	Investments/Advances in KSK Mahanadi Power Company Limited	8,499.42
	Total	9,043.84

- 4 The company has no reportable business segments other than project development segment. Further, as all the business and operations are carried out in India, there are no reportable geographical segments referred to in AS 17 "Segment Reporting".
- 5 There were no investor complaints pending for at the beginning of the quarter. The Company has not received any investor complaints during the quarter ended June 30, 2010
- 6 The Pledge of shares by the Promoter entity i.e, KSK Energy Limited, Mauritius is offered as collateral with respect to the corporate debt facility availed by the Company from a reputed financial institution in India.
- 7 There are no extra-ordinary / exceptional items during the quarter ended June 30, 2010.
- 8 Figures for the previous quarter / year have been regrouped and reclassified to conform to the classification of the current quarter, wherever necessary.

For KSK Energy Ventures Limited

Date: August 07, 2010.

Place: Hyderabad.


K A Sastry
Whole-time Director

